



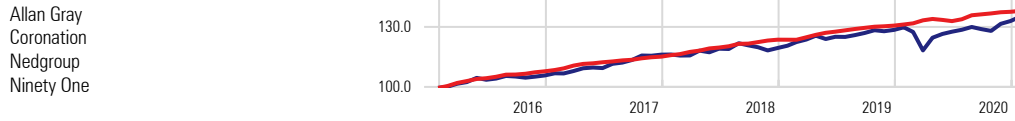
# CONSEQUENCE PRIVATE WEALTH

As of 2021/01/31

## CONSEQUENCE CAUTIOUS

	1 Year	3 Years	5 Years	Std Dev 3 Years	Best 3 Months	Worst 3 Months
<b>Consequence Cautious</b>	<b>4.14</b>	<b>5.12</b>	<b>6.25</b>	<b>6.49</b>	<b>7.82</b>	<b>-7.90</b>
SA CPI +2%	5.14	5.94	6.69	1.36	5.17	-0.57
South African MA Low Equity	5.79	5.54	5.87			

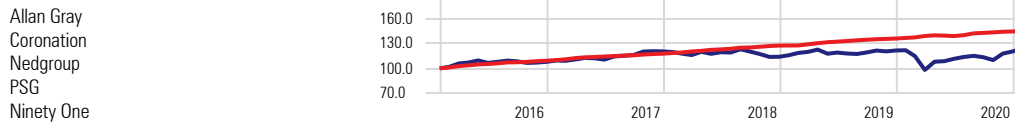
### Underlying Fund Managers



## CONSEQUENCE BALANCED

	1 Year	3 Years	5 Years	Std Dev 3 Years	Best 3 Months	Worst 3 Months
<b>Consequence Balanced</b>	<b>1.63</b>	<b>1.16</b>	<b>4.37</b>	<b>13.46</b>	<b>13.71</b>	<b>-19.32</b>
SA CPI +3%	6.17	6.98	7.73	1.36	5.42	-0.33
South African MA High Equity	7.31	4.47	5.41			

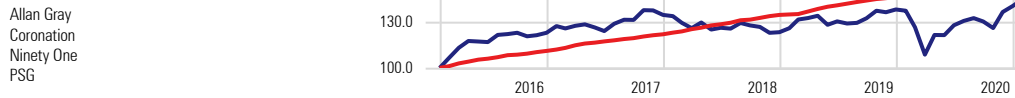
### Underlying Fund Managers



## CONSEQUENCE AGGRESSIVE

	1 Year	3 Years	5 Years	Std Dev 3 Years	Best 3 Months	Worst 3 Months
<b>Consequence Aggressive</b>	<b>5.46</b>	<b>2.68</b>	<b>7.73</b>	<b>15.19</b>	<b>17.76</b>	<b>-21.46</b>
SA CPI +5%	8.24	9.05	9.83	1.37	5.93	0.16
South African MA High Equity	7.31	4.47	5.41			

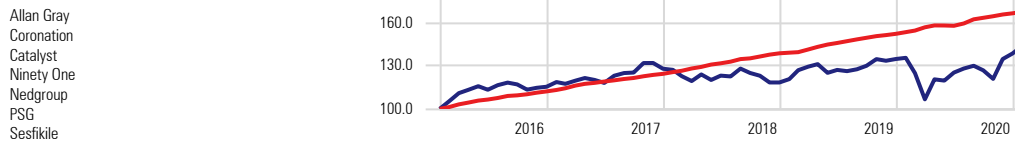
### Underlying Fund Managers



## CONSEQUENCE UNCONSTRAINED

	1 Year	3 Years	5 Years	Std Dev 3 Years	Best 3 Months	Worst 3 Months
<b>Consequence Unconstrained</b>	<b>6.20</b>	<b>4.21</b>	<b>7.55</b>	<b>16.78</b>	<b>19.08</b>	<b>-20.83</b>
SA CPI +6%	9.27	10.09	10.87	1.37	6.18	0.40
Wwide MA Flexible	10.31	8.42	6.56			

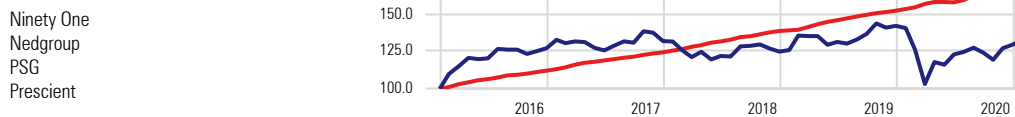
### Underlying Fund Managers



## CONSEQUENCE TAX FREE SAVINGS

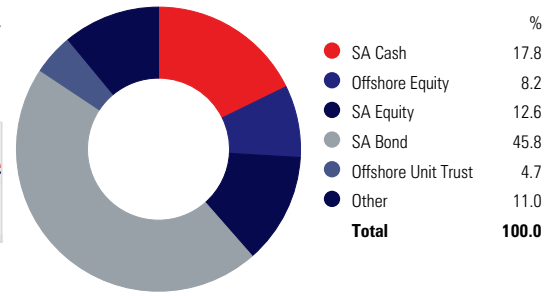
	1 Year	3 Years	5 Years	Std Dev 3 Years	Best 3 Months	Worst 3 Months
<b>Consequence TFSA</b>	<b>-5.42</b>	<b>0.34</b>	<b>5.86</b>	<b>18.32</b>	<b>20.67</b>	<b>-27.32</b>
SA CPI +6%	9.27	10.09	10.87	1.37	6.18	0.40
Wwide MA Flexible	10.31	8.42	6.56			

### Underlying Fund Managers



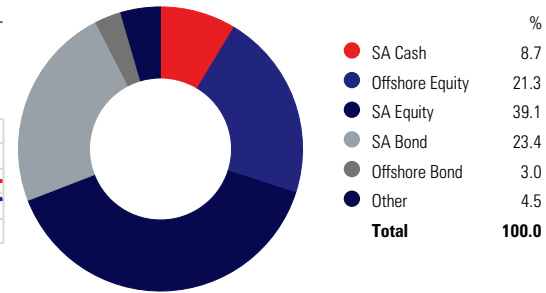
## ASSET ALLOCATION

Portfolio Date: 2021/01/31



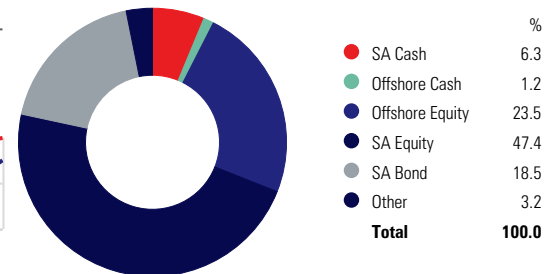
## ASSET ALLOCATION

Portfolio Date: 2021/01/31



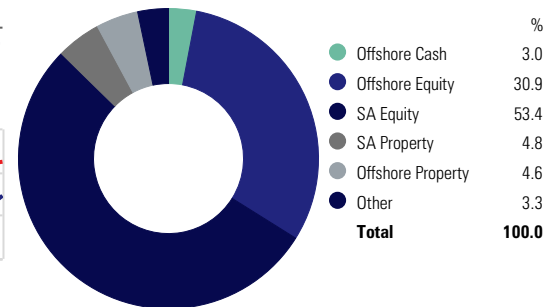
## ASSET ALLOCATION

Portfolio Date: 2021/01/31



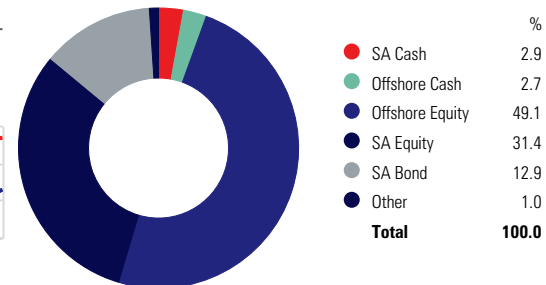
## ASSET ALLOCATION

Portfolio Date: 2021/01/31



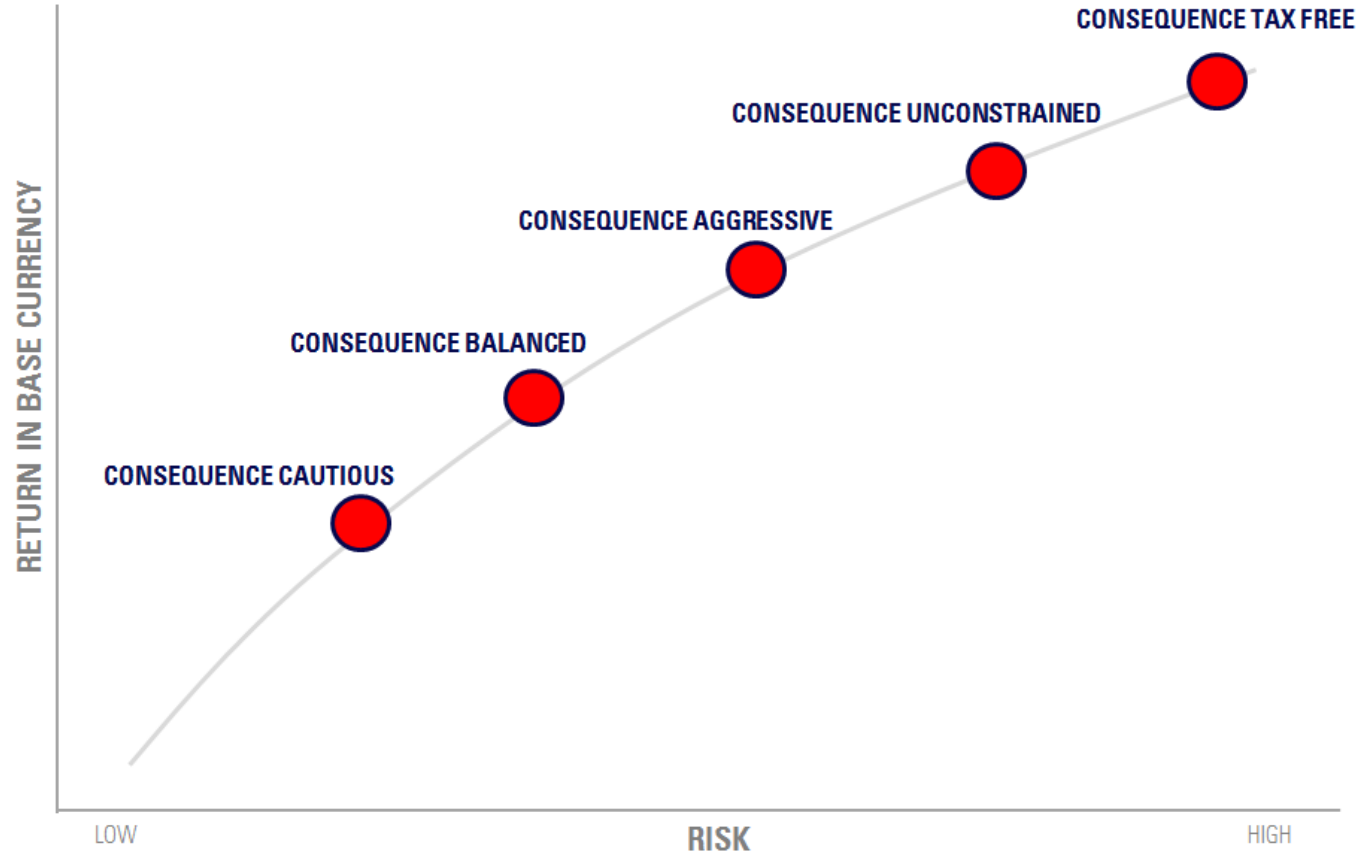
## ASSET ALLOCATION

Portfolio Date: 2021/01/31



Returns greater than a year have been annualised. Returns prior to launch date are simulated and are based on the underlying funds at the initial weightings. Returns are net of TIC and Discretionary Management fee.  
 The average weighted Total Investment Charge (TIC) shown is equal to the sum of the unit trust's total expense ratio (TER) and transaction costs (TC). This is merely an indication as the underlying fund weightings vary daily and share classes may differ from one platform to another. TIC is inclusive of VAT. TIC excludes the Discretionary Management fee, Financial Advisor and Platform fees.  
 The SA CPI benchmark figure is lagged by one month as it gets calculated before the current month's inflation rate has been released.  
 ©2021 Morningstar. All Rights Reserved. The Morningstar name and logo are registered trademarks of Morningstar, Inc. The information, data, analyses, and opinions contained herein (1) include the proprietary information of Morningstar Inc. and its subsidiaries, (2) may not be reproduced, disseminated or disclosed without our prior written approval, (3) do not constitute investment advice offered by Morningstar, (4) are provided solely for informational purposes and therefore are not an offer to buy or sell a security, and (5) are not warranted to be correct, complete, or accurate. Morningstar shall not be responsible for any trading decisions, damages, or other losses resulting from, or related to, this information, data, analyses, or opinions or their use. It is important to note that investments in securities involve risk and will not always be profitable. MIM does not guarantee that the results of its investment decisions or the objectives of its portfolios will be achieved. MIM does not guarantee that negative returns can or will be avoided in any of its portfolios. An investment made in a security may differ substantially from its historical performance and as a result, you may incur a loss. Past performance is not a guide to future returns. Market data and statistical information has been obtained from various sources that we consider to be reliable. However, we make no representation as to, and accept no responsibility or liability whatsoever for, the accuracy or completeness of such information. The Morningstar Investment Management group comprises Morningstar Inc.'s registered entities worldwide, including South Africa. Morningstar Investment Management South Africa (Pty) Ltd is an authorised financial services provider (FSF 45679).





CONSEQUENCE CAUTIOUS		CONSEQUENCE BALANCED		CONSEQUENCE AGGRESSIVE		CONSEQUENCE UNCONSTRAINED		CONSEQUENCE TAX FREE SAVINGS	
Platform availability: - Ninety One -Allan Gray		Platform availability: - Ninety One - Allan Gray		Platform availability: - Ninety One - Allan Gray		Platform availability: - Ninety One - Allan Gray		Platform availability: - Ninety One	
Benchmark	CPI plus 2%	Benchmark	CPI plus 3%	Benchmark	CPI plus 5%	Benchmark	CPI plus 6%	Benchmark	CPI plus 6%
Time Horizon	Rolling 3-year period	Time Horizon	Rolling 5-year period	Time Horizon	Rolling 5-7 year period	Time Horizon	Rolling 7-10 year period	Time Horizon	Rolling 7-10 year period
Maximum Equity	40%	Maximum Equity	75%	Maximum Equity	75%	Maximum Equity	100%	Maximum Equity	100%
<b>WHO SHOULD INVEST</b>		<b>WHO SHOULD INVEST</b>		<b>WHO SHOULD INVEST</b>		<b>WHO SHOULD INVEST</b>		<b>WHO SHOULD INVEST</b>	
Portfolio is suitable for an investor looking for:		Portfolio is suitable for an investor looking for:		Portfolio is suitable for an investor looking for:		Portfolio is suitable for an investor looking for:		Portfolio is suitable for an investor looking for:	
Stable income and a high level of capital stability		Exposure to the equity market but with managed risk levels		High level of capital growth Able to tolerate high levels of volatility		High level of capital growth over the long term		Seeks tax free savings growth over the long term with the aim of building wealth by being exposed to the equity market	
Low probability of capital loss over the medium to long term		Wealth creation with the ability to tolerate high levels of volatility in the short-term		A minimum investment horizon of 5 years		Able to tolerate high levels of volatility, with diversification across asset classes both domestic and foreign		Focus on long term wealth creation	
A minimum investment horizon of 3 years		A medium to long-term investment horizon				A minimum investment horizon of 7 years or longer			

Returns greater than a year have been annualised. Returns prior to launch date are simulated and are based on the underlying funds at the initial weightings. Returns are net of TIC. The average weighted Total Investment Charge (TIC) shown is equal to the sum of the unit trust's total expense ratio (TER) and transaction costs (TC). This is merely an indication as the underlying fund weightings vary daily and share classes may differ from one platform to another. TIC is inclusive of VAT. TIC excludes the Discretionary Management fee, Financial Advisor and Platform fee.

The SA CPI benchmark figure is lagged by one month as it gets calculated before the current month's inflation rate has been released.

Underlying asset allocations are lagged by one month. Share classes may differ depending on the platform the portfolio is loaded onto.

©2021 Morningstar. All Rights Reserved. The Morningstar name and logo are registered trademarks of Morningstar, Inc. The information, data, analyses, and opinions contained herein (1) include the proprietary information of Morningstar Inc. and its subsidiaries, (2) may not be reproduced, disseminated or disclosed without our prior written approval, (3) do not constitute investment advice offered by Morningstar, (4) are provided solely for informational purposes and therefore are not an offer to buy or sell a security, and (5) are not warranted to be correct, complete, or accurate. Morningstar shall not be responsible for any trading decisions, damages, or other losses resulting from, or related to, this information, data, analyses, or opinions or their use. It is important to note that investments in securities involve risk and will not always be profitable. MIM does not guarantee that the results of its investment decisions or the objectives of the portfolio will be achieved. MIM does not guarantee that negative returns can or will be avoided in any of its portfolios. An investment made in a security may differ substantially from its historical performance and as a result, you may incur a loss. Past performance is not a guide to future returns. Market data and statistical information has been obtained from various sources that we consider to be reliable. However, we make no representation as to, and accept no responsibility or liability whatsoever for, the accuracy or completeness of such information. The Morningstar Investment Management group comprises Morningstar Inc.'s registered entities worldwide, including South Africa. Morningstar Investment Management South Africa (Pty) Ltd is an authorised financial services provider (FSF 45678).

